

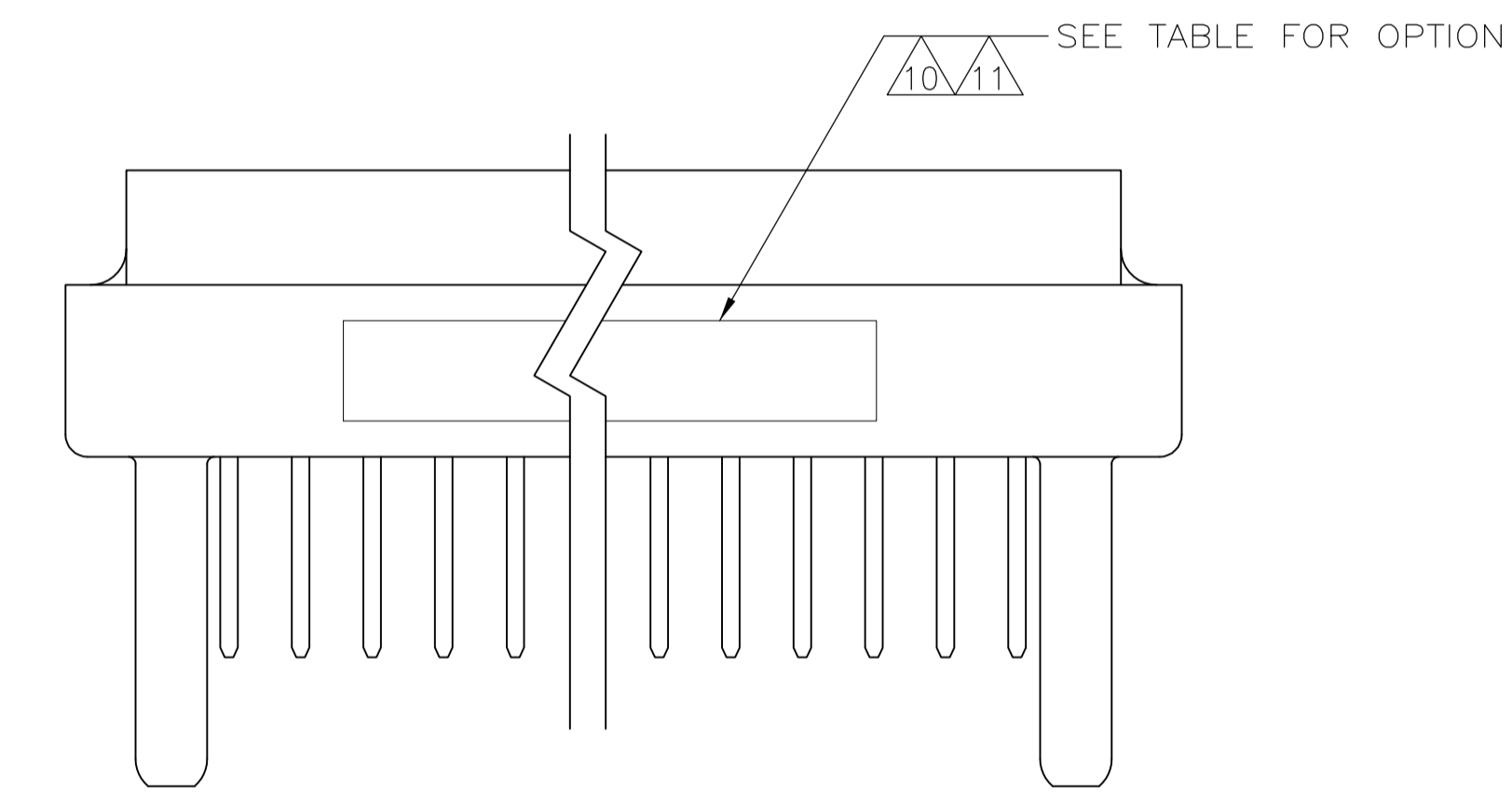
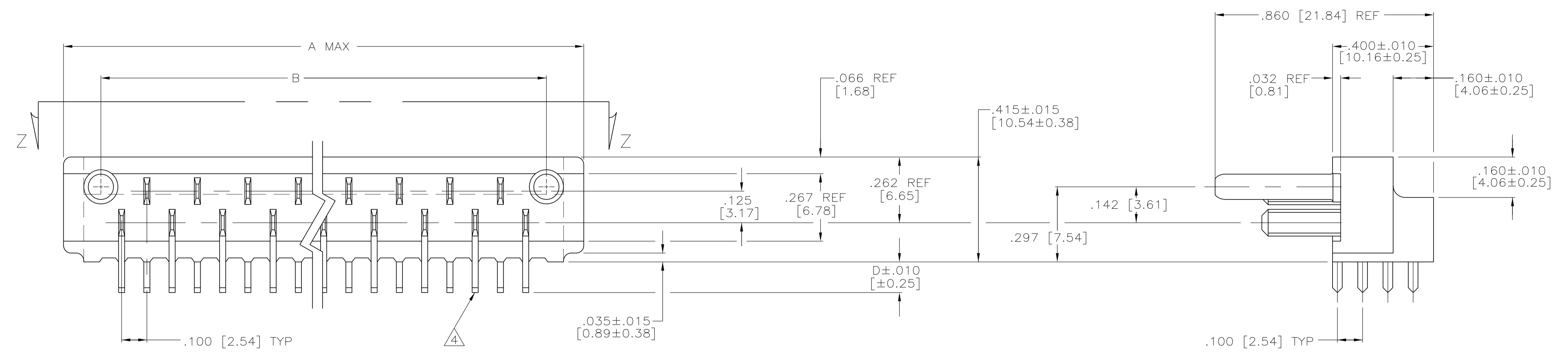
RECOMMENDED P.C. BOARD LAYOUT

MARKING	P.C. BD. THICKNESS	E	D	C	B	A	NO. OF CONT.	PART NUMBER	
△0	BAC 17-12049-11	.0625	-	.120	-	4.764	5.070	47	4-582843-5
△0	BAC 17-12049-9	.0625	-	.120	-	4.164	4.470	41	4-582843-4
△0	BAC 17-12049-7	.0625	-	.120	-	3.564	3.870	35	4-582843-3
△0	BAC 17-12049-5	.0625	-	.120	-	2.964	3.270	29	4-582843-2
△0	BAC 17-12049-3	.0625	-	.120	-	2.364	2.670	23	4-582843-1
△0	BAC 17-12049-1	.0625	-	.120	-	1.764	2.070	17	4-582843-0
△1		.125	-	.183	-	4.764	5.070	47	3-582843-6
△1		.125	-	.183	-	4.164	4.470	41	3-582843-5
△1		.125	-	.183	-	3.564	3.870	35	3-582843-4
△1		.125	-	.183	-	2.964	3.270	29	3-582843-3
△1		.125	-	.183	-	2.364	2.670	23	3-582843-2
△1		.125	-	.183	-	1.764	2.070	17	3-582843-1
△1		.125	.381	.183	5.363	4.764	5.623	47	3-582843-0
△1		.125	.265	.183	4.530	4.164	4.790	41	2-582843-9
△1		.125	.265	.183	3.930	3.564	4.190	35	2-582843-8
△1		.125	.265	.183	3.330	2.964	3.590	29	2-582843-7
△1		.125	.265	.183	2.730	2.364	2.990	23	2-582843-6
△1		.125	.265	.183	2.130	1.764	2.390	17	2-582843-5
△1		.0937	-	.152	-	4.764	5.070	47	2-582843-4
△1		.0937	-	.152	-	4.164	4.470	41	2-582843-3
△1		.0937	-	.152	-	3.564	3.870	35	2-582843-2
△1		.0937	-	.152	-	2.964	3.270	29	2-582843-1
△1		.0937	-	.152	-	2.364	2.670	23	2-582843-0
△1		.0937	-	.152	-	1.764	2.070	17	1-582843-9
△1		.0937	.381	.152	5.363	4.764	5.623	47	1-582843-8
△1		.0937	.265	.152	4.530	4.164	4.790	41	1-582843-7
△1		.0937	.265	.152	3.930	3.564	4.190	35	1-582843-6
△1		.0937	.265	.152	3.330	2.964	3.590	29	1-582843-5
△1		.0937	.265	.152	2.730	2.364	2.990	23	1-582843-4
△1		.0625	-	.120	-	4.764	5.070	47	1-582843-3
△1		.0625	-	.120	-	4.164	4.470	41	1-582843-2
△1		.0625	-	.120	-	3.564	3.870	35	1-582843-1
△1		.0625	-	.120	-	2.964	3.270	29	1-582843-0
△1		.0625	-	.120	-	2.364	2.670	23	582843-9
△1		.0625	-	.120	-	1.764	2.070	17	582843-8
△1		.0625	.381	.120	5.363	4.764	5.623	47	582843-7
△1		.0625	.265	.120	4.530	4.164	4.790	41	582843-6
△1		.0625	.265	.120	3.930	3.564	4.190	35	582843-5
△1		.0625	.265	.120	3.330	2.964	3.590	29	582843-4
△1		.0625	.265	.120	2.730	2.364	2.990	23	582843-3
△1		.0625	.265	.120	2.130	1.764	2.390	17	582843-2
△1		.0937	.265	.152	2.730	2.364	2.990	23	582843-1

THIS DRAWING IS A CONTROLLED DOCUMENT.

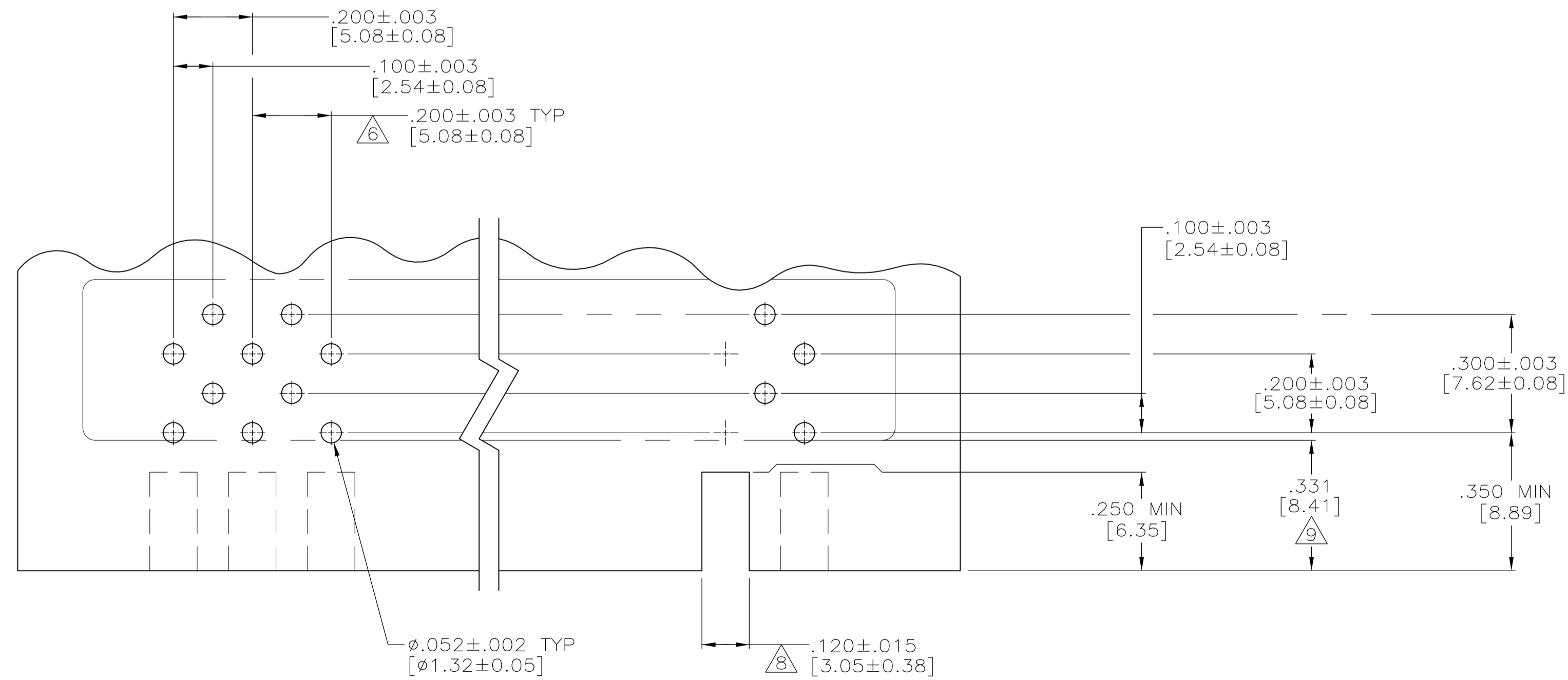
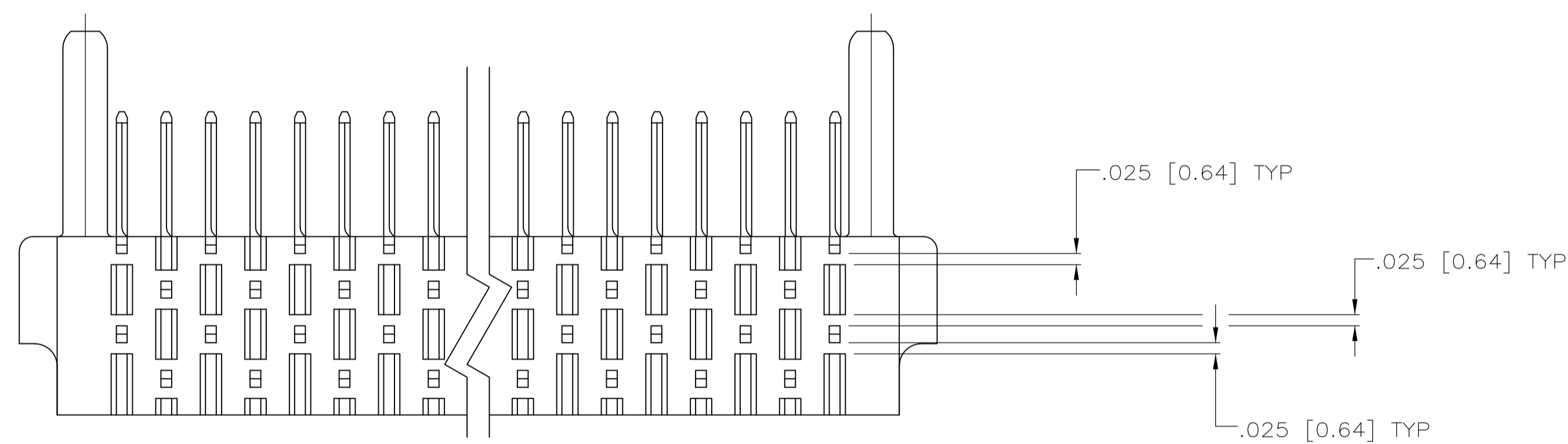
DIMENSIONS: INCHES	TOLERANCES UNLESS OTHERWISE SPECIFIED:	DIN T. ALEXANDER 05-JUN-95	23-AUG-95	APVD J. WARNER 23-AUG-95	NAME	ASSEMBLY, AMP BLADE TAB HOUSING
0 PLC ± -	1 PLC ± -	2 PLC ± -	3 PLC ± -	4 PLC ± -	ANGLES ± -	APPLICATION SPEC
MATERIAL	FINISH	WEIGHT	SCALE	SIZE	CAGE CODE	DRAWING NO
△5	△7	-	4:1	A1	00779	582843
CUSTOMER DRAWING		SCALE 4:1		SHEET 1 OF 2		REV N

Tyco Electronics Corporation
 Harrisburg, Pa 17105-3608



VIEW Z-Z

- TAB-HOUSING ASSEMBLY MATES WITH TE P/N 3-582151 SERIES.
 - BLADE CENTER LINE TO BE MEASURED FROM THE CENTER LINE FORMED BY THE ALIGNMENT PINS & AS LONG AS THE BLADES FALL WITHIN TOLERANCES INDICATED, THE ALLOWABLE WARPAGE IS INDEPENDENT OF THE BLADES & BECOMES A MEASUREMENT OF THE OUTSIDE SURFACE OF THE TAB-HOUSING & DOES NOT EFFECT THE MATING OF THIS TAB-HOUSING WITH 582151.
- ③ MOUNTING HOLES.
 - ④ POST TO BE SOLDER DIPPED. CONN. MUST MEET REQUIREMENTS OF MIL-STD-202 METHOD 208.
 - ⑤ CONTACT MATL.; GILDING METAL. GOLD OVER NICKEL.
 - ⑥ TOLERANCE NON CUMULATIVE.
 - ⑦ TAB-HOUSING MATL.; DIALLYL PHTHALATE, GLASS FILLED PER MIL-M-14, TYPE S.D.G.-F. COLOR; GREEN.
 - ⑧ CUT OUT FOR KEYING BOSS, LOCATED WHERE REQD. (OPTIONAL)
 - ⑨ FROM EDGE OF P.C. BOARD TO FACE OF TAB-HOUSING.
 - ⑩ TYCO ELECTRONICS P/N NOT TO BE MARKED ON PART. CAGE CODE #00779, DATE CODE, & CUSTOMER P/N TO BE MARKED ON PART, SEE TABLE.
 - ⑪ TE PART NUMBER, DATE CODE AND MILITARY PART NUMBER .062 HIGH, MARKED THIS AREA AND ALL EVEN NUMBERED CONTACTS MARKED THIS AREA.



RECOMMENDED P.C. BOARD LAYOUT

THIS DRAWING IS A CONTROLLED DOCUMENT.		DIN T.ALEXANDER 05-JUN-95		Tyco Electronics Corporation	
DIMENSIONS: INCHES		CHK J.WARNER 23-AUG-95		Tyco Electronics Corporation Harrisburg, Pa 17105-3608	
TOLERANCES UNLESS OTHERWISE SPECIFIED:		APVD J.WARNER 23-AUG-95		NAME ASSEMBLY, AMP BLADE TAB HOUSING	
0 PLC ± -		PRODUCT SPEC		SIZE CAGE CODE DRAWING NO	
1 PLC ± -		APPLICATION SPEC		A1 00779 C=582843	
2 PLC ± -		WEIGHT		RESTRICTED TO	
3 PLC ± -		CUSTOMER DRAWING		SCALE 4:1 SHEET 2 OF 2 REV N	
4 PLC ± -					
ANGLES ± -					
MATERIAL					
FINISH					